

NI PXI-5620 Specifications

AC-Coupled High-Speed Frequency-Domain Digitizer

このドキュメントには、日本語ページも含まれています。

The document lists the specifications of the NI PXI-5620 digitizer. These specifications are warranted at 0 °C to 50 °C ambient unless otherwise specified, and include a 10 minute warm-up time from ambient conditions. All specifications are subject to change without notice.



Note Visit ni.com/manuals for the most current specifications and product documentation.

General Specifications

Number of channels	1
Resolution	14 bits
Sample rate range	1 kS to 64 MS/s
Onboard memory	
Not using DDC	16 MS or 32 MS
Using DDC (complex data)	8 MS or 16 MS

Input

Signal level	
Nominal	0 dBm ($\pm 0.316 V_p$)
Full-scale	+10 dBm ($\pm 1.000 V_p$)
Maximum with dither enabled	+8 dBm ($\pm 0.794 V_p$)
Non-operating	
Maximum input level	+20 dBm ($\pm 3.16 V_p$)
Maximum DC input voltage	$\pm 2 V$
Input impedance	50 Ω nominal
Coupling	AC

Analog bandwidth (-3 dB range) 10 kHz to 36 MHz

Amplitude accuracy ± 0.5 dB

VSWR

0.1–25 MHz $< 1.5:1$

25–32 MHz $< 3:1$

Dither (can be disabled)

frequency range 150 Hz to 4 MHz

Frequency

Internal sample clock

Frequency $64/n$ MHz, where $1 < n < 2^{16}$

Accuracy $< \pm 25$ ppm

Noise sidebands

Offset	Density
100 Hz	< -100 dBc/Hz
1 kHz	< -120 dBc/Hz
10 kHz	< -130 dBc/Hz
100 kHz	< -130 dBc/Hz

Residual FM < 2 Hz_{pk-pk} in 10 ms

Amplitude

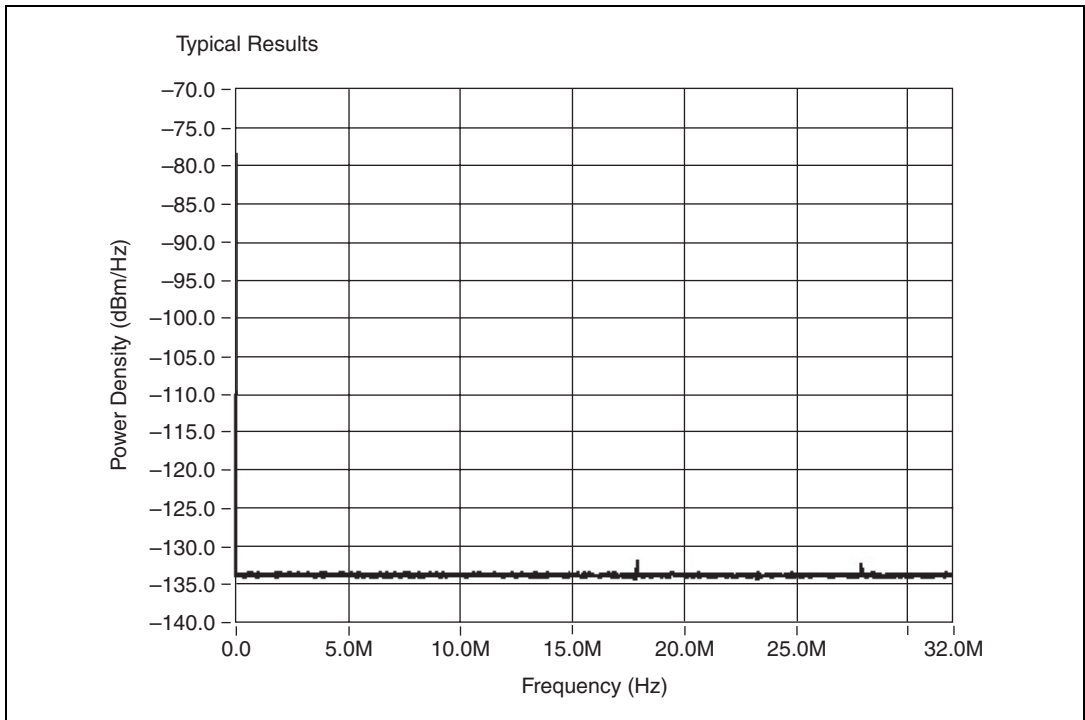


Figure 1. Noise Density (Dither Disabled, Input Terminated)

Average noise density
(dither disabled) <-133 dBm/Hz

Signal-to-noise ratio (9 dBm signal, full bandwidth),
excluding dither below 4 MHz..... >67 dB

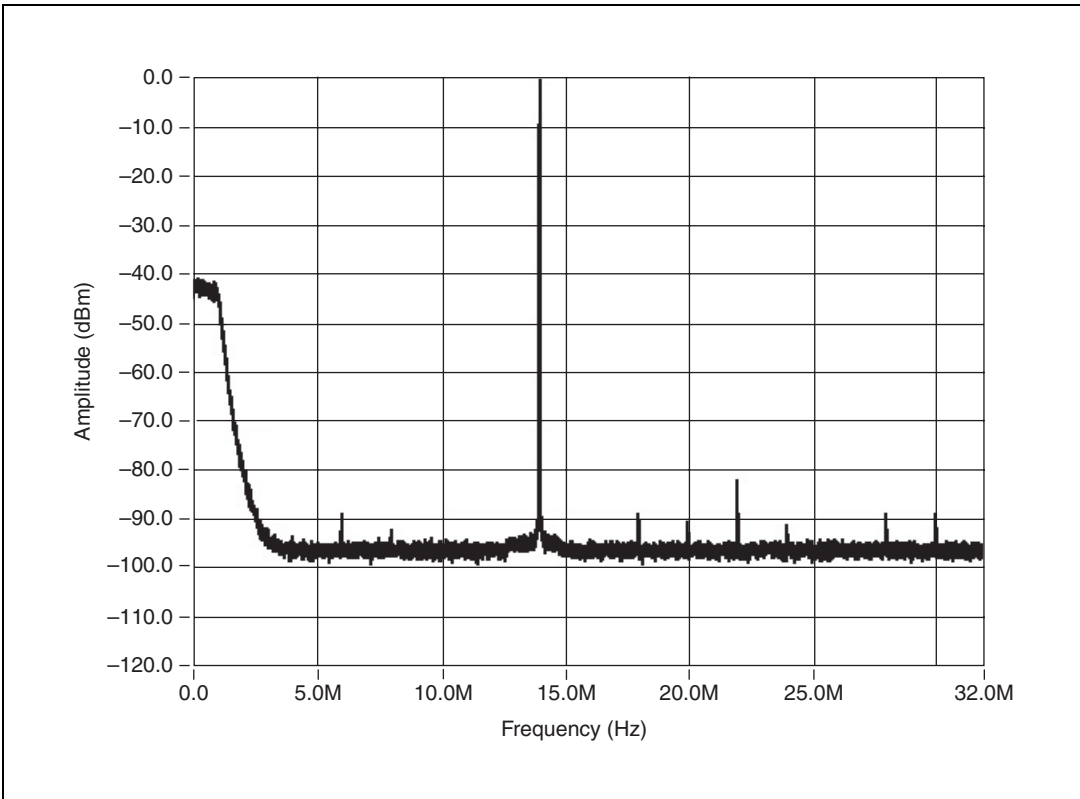


Figure 2. Harmonic Distortion (14 MHz at 0 dBm)

Harmonic distortion (single tone, 0 dBm signal;
includes aliased harmonic distortion)

- 4 MHz to 25 MHz,
dither enabled<-80 dBm
- 0.1 MHz to 32 MHz,
dither disabled<-75 dBm

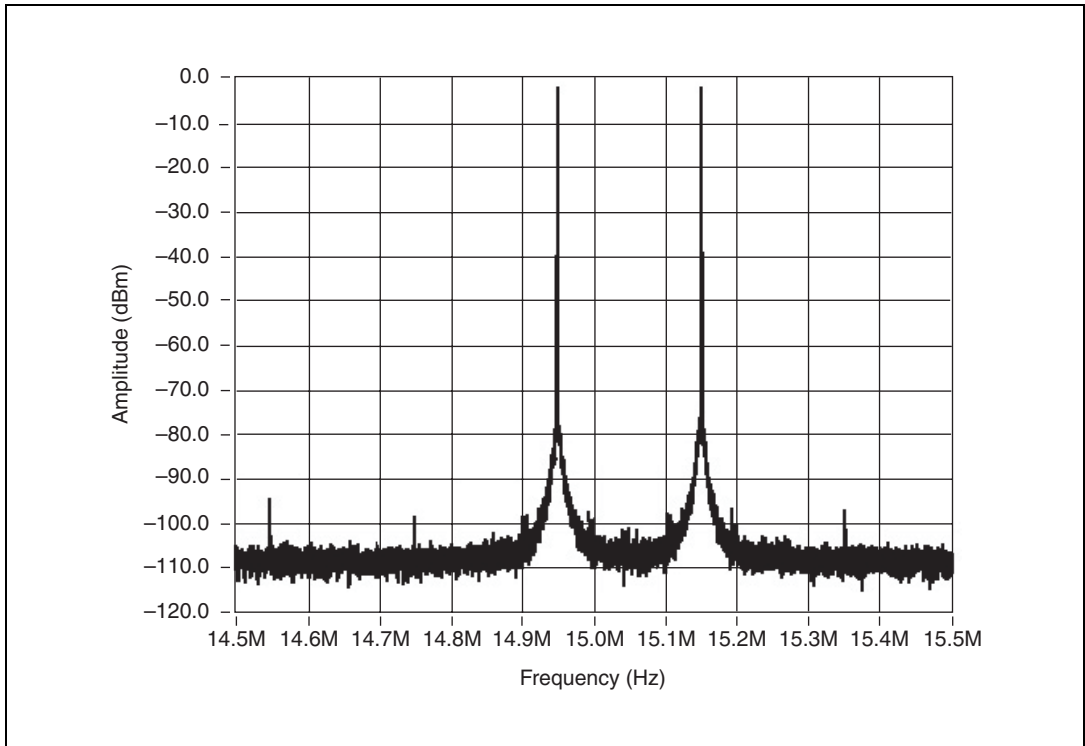


Figure 3. Intermodulation Distortion (15.15 MHz at -3 dBm)

Intermodulation distortion
 (2-tone, -3 dBm signals)

4 MHz to 25 MHz,
 dither enabled..... <-85 dBm

0.1 MHz to 32 MHz,
 dither disabled..... <-80 dBm

Residual responses (input terminated) ... <-85 dBm (<-95 dBfs)

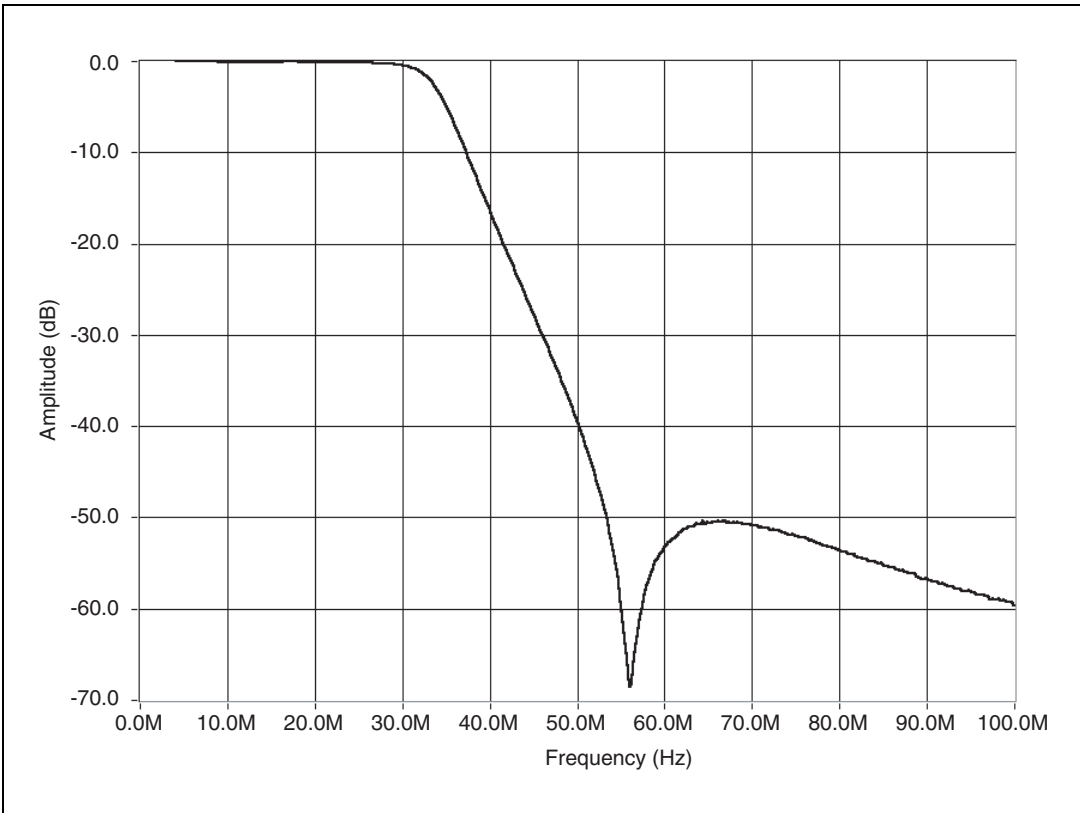


Figure 4. Frequency Response (5 MHz to 100 MHz)

Frequency response (4 MHz to 25 MHz)

Relative

(to response at 15 MHz)<±0.25 dB

Relative

(0.1 MHz to 32 MHz, to 15 MHz)... ±1.5 dB

Absolute.....<±0.6 dB

Absolute

(using calibration table).....<±0.5 dB

Absolute

(0.1 MHz to 32 MHz)..... ±2.5 dB

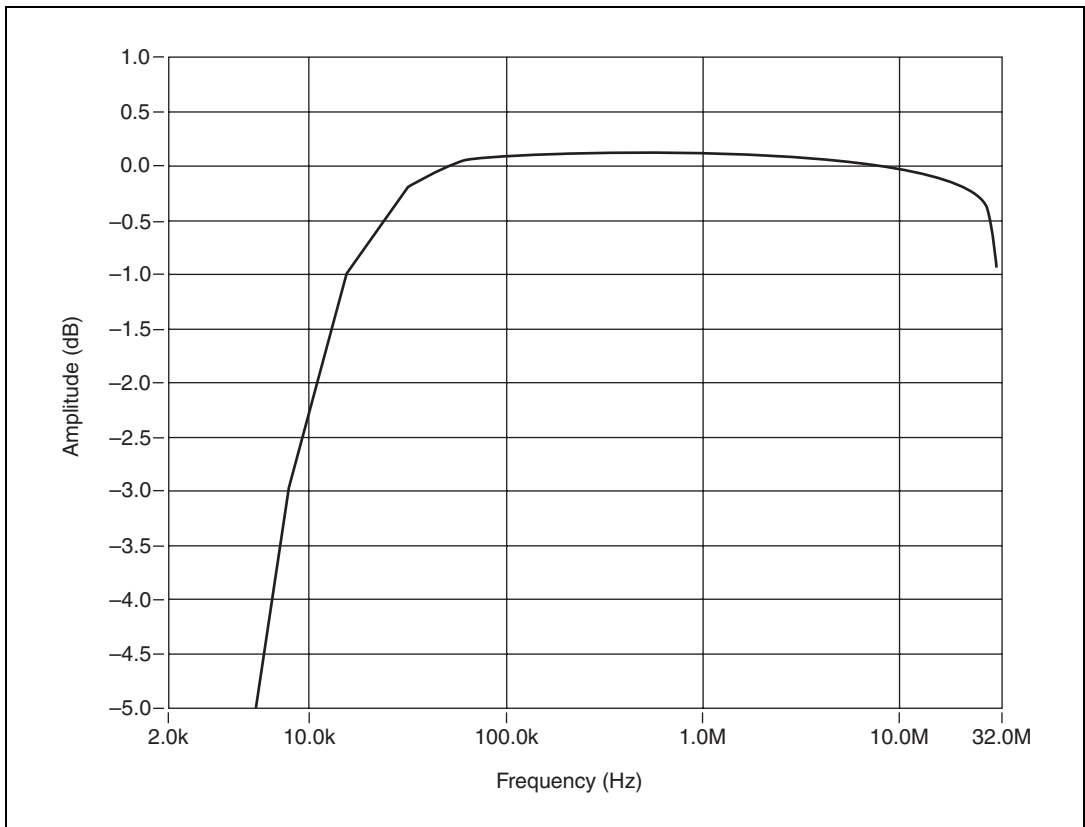


Figure 5. Amplitude versus Frequency

Phase

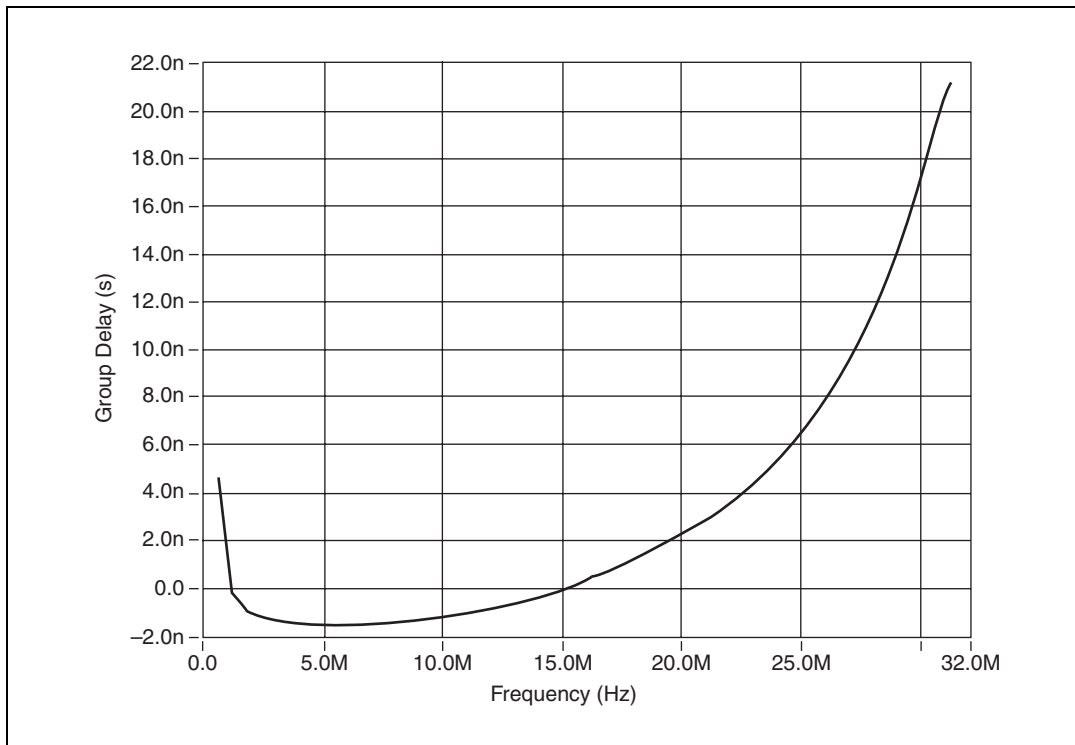


Figure 6. Group Delay versus Frequency

Group delay variation
(5 MHz to 25 MHz)9 ns_{pk-pk}

Group delay variation
(0.5 MHz to 30 MHz)26 ns_{pk-pk}

DDC

Decimation rate.....32 to 4,096

DDC tuning resolution.....0.014901 Hz

Triggering

Modes	Immediate, software, digital edge, analog edge, analog window, analog hysteresis
Sources	PFI 1, PXI<0..7>, PXI Star, CH 0
Export.....	PFI 1, PXI<0..7>
Slope.....	Rising, falling
Pretrigger depth.....	Up to 16 MS or 32 MS
Posttrigger depth	Up to 16 MS or 32 MS
Minimum pulse width	100 ns

PFI 1 Input/Output

PFI 1 connector	SMB jack
Trigger level.....	TTL
Maximum input voltage	5.5 V

External Frequency Reference Input

Connector (REF CLK IN).....	SMA female
Impedance	50 Ω nominal
Input amplitude	-5 dBm to +15 dBm
Maximum non-operating input level.....	+16 dBm
Maximum DC input voltage	± 3.5 VDC
Frequency.....	10 MHz
Required frequency accuracy	± 40 ppm

Calibration

Calibration interval	1 year
----------------------------	--------

Environmental Specifications

Warm-up time	10 minutes
Operating environment	
Ambient temperature	0 °C to 50 °C
Humidity	10% to 90%, noncondensing
Storage environment	
Storage temperature	-20 °C to 70 °C
Humidity	5% to 95%, noncondensing
Maximum altitude	2,000 m
Pollution Degree	2
Indoor use only	

Power Requirements

+3.3 VDC ($\pm 5\%$)	<600 mA, 400 mA typical
+5 VDC ($\pm 5\%$)	<1.5 A, 1 A typical
+12 VDC ($\pm 5\%$)	<450 mA, 330 mA typical
-12 VDC ($\pm 5\%$)	<35 mA, 24 mA typical

Maximum Working Voltage

Channel-to-earth	2 V, Installation Category I
------------------------	------------------------------

Dimensions

NI 5620 (1 PXI slot)	10 cm by 16 cm by 2.0 cm (3.9 in. by 6.3 in. by 0.8 in.)
----------------------------	---

Weight

NI 5620 (1 PXI slot)	223 g (7.8 oz.)
----------------------------	-----------------

Conductive Immunity

When tested as specified in EN 61000-4-6 at 3 V_{rms}, the spurious response is within specifications except at the test frequency. A spurious signal of up to -45 dBm may appear at the test frequency.

Safety

This product is designed to meet the requirements of the following standards of safety for electrical equipment for measurement, control, and laboratory use:

- IEC 61010-1, EN 61010-1
- UL 61010-1
- CAN/CSA-C22.2 No. 61010-1



Note For UL and other safety certifications, refer to the product label or visit ni.com/certification, search by model number or product line, and click the appropriate link in the Certification column.

Electromagnetic Compatibility

Emissions EN 55011 Class A at 10 m
FCC Part 15A above 1 GHz

Immunity EN 61326:1997 + A2:2001,
Table 1

CE, C-Tick, and FCC Part 15 (Class A) compliant



Note For full EMC compliance, operate this device with shielded cabling. In addition, all covers and filler panels must be installed.

CE Compliance

This product meets the essential requirements of applicable European Directives, as amended for CE marking, as follows:

Low-Voltage Directive (safety) 73/23/EEC

Electromagnetic Compatibility
Directive (EMC) 89/336/EEC



Note Refer to the Declaration of Conformity (DoC) for this product for any additional regulatory compliance information. To obtain the DoC for this product, visit ni.com/certification, search by model number or product line, and click the appropriate link in the Certification column.

National Instruments, NI, ni.com, and LabVIEW are trademarks of National Instruments Corporation. Refer to the *Terms of Use* section on ni.com/legal for more information about National Instruments trademarks. Other product and company names mentioned herein are trademarks or trade names of their respective companies. For patents covering National Instruments products, refer to the appropriate location: **Help»Patents** in your software, the `patents.txt` file on your CD, or ni.com/patents.